



POWER OF SIMPLICITY

Multiple PDF Generate For Sales Invoice– 1.0



Alpha Automation Pvt. Ltd.

Head Office

104-The Grand Apurva, Nr. Hotel Fortune Palace,

Nr. Digjam Circle, Airport Road - JAMNAGAR –Gujarat (India)

Phone No. : +91-288-2713956/57/58, 9023726215/16, 9099908115, 9825036442

Email : mail@aaplaautomation.com

Branch Office

Rajkot : 807-Dhanrajni Complex, Nr. Hotel Imperial Palace, Dr. Yagnik Road, RAJKOT (Gujarat).

Gandhidham : 92-GMA Building, 2nd Floor, Plot No. -297, Sector-12B. GANDHIDHAM (Gujarat)

© 2020 Alpha Automation Pvt. Ltd. All rights reserved.

Tally, Tally 9, Tally9, Tally.ERP, Tally.ERP 9, Shoper, Shoper 9, Shoper POS, Shoper HO, Shoper 9 POS, Shoper 9 HO, TallyDeveloper, Tally.Server 9, Tally Developer, Tally. Developer 9, Tally.NET, Tally Development Environment, TallyPrime, TallyPrimeDeveloper, TallyPrime Server, Tally Extender, Tally Integrator, Tally Integrated Network, Tally Service Partner, TallyAcademy & Power of Simplicity are either registered trademarks or trademarks of Tally Solutions Pvt. Ltd. in India and/or other countries. All other trademarks are properties of their respective owners.

Version: Alpha Automation Pvt. Ltd. / Multiple PDF Generate for Sales invoice/1.0/ Nov-2020

Multiple PDF Generate for Sales invoice– 1.0

Introduction

- This Add-on Generates PDF File for All Selected Sales Invoice in one folder. User gets option of Selecting the Sales Invoice in Sales Register and can generate multiple PDF Files in one click.
- User can search Invoice based on Party Name also to generate PDF Vouchers for that Party only.

Benefits

- Add-on allows the user to generate Single Folder for all PDF Files or can also generate Party Wise Folder and Invoices will be stored in respective Party Wise Folder.

What's New?

- Compatible with Tally Prime

Important!

Take back up of your company data before activating the Add-on.

Once you try/purchase an Add-on, follow the steps below to configure the Add-on and use it.

Installation

1. Copy the TCP file in TallyPrime Folder.
2. Gateway of Tally → F1 (Help) → TDL & Add-on → F4 (Manage Local TDL) → Select Yes in Load TDL on Startup and give the file name of TCP File. After pressing the Enter Key will show TDL Status which should be as Loaded.

System requirements:

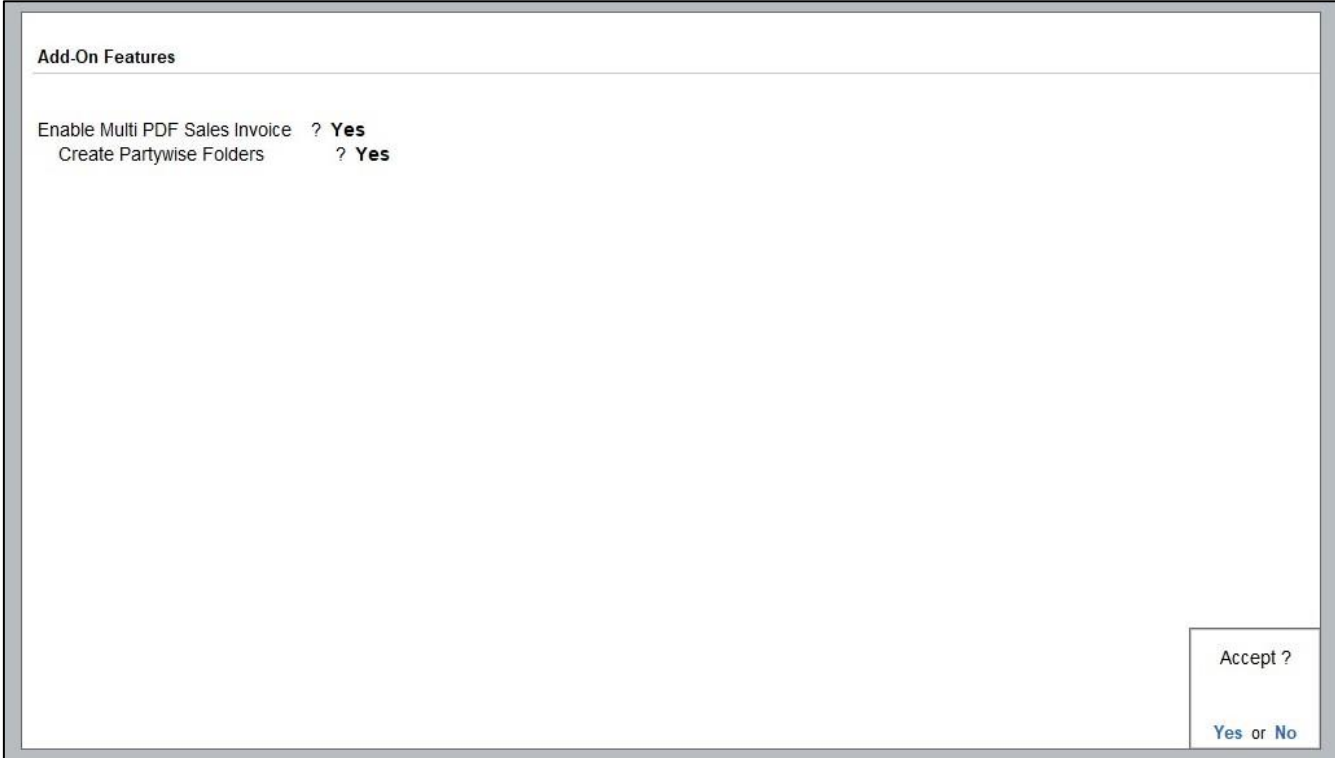
No additional hardware / software infrastructure is required for executing and operation this applications module

1. Activate the Add-on.

For TallyPrime Release 1.0

Go to **Gateway of Tally → F1: Help → TDL & Add-On → F6: Add-On Features**. Alternatively, you may press **CTRL + ALT + T** from any menu to open TDL Management report and then press **F6: Add-On Features**

Set “Yes” to the option “**Enable Multi PDF Sales Invoice?**”



Add-On Features	
Enable Multi PDF Sales Invoice	? Yes
Create Partywise Folders	? Yes

Accept ?

Yes or No

Detailed User Guide:

1. Go to Gateway of Tally → Display → Account Books → Sales Register.

Voucher Register						Smart Solutions	2-Apr-20 to 30-Apr-20		F2: Date
List of All Sales Vouchers									F3: Company
Date	Particulars	Vch Type	Vch No.	Debit Amount	Credit Amount				F4: Voucher Type
2-Apr-20	Megna Infotech	Sales	16	13,750.00					F5
2-Apr-20	Civika Enterprise	Sales	17	10,625.00					F6
2-Apr-20	Megna Infotech	Sales	18	31,250.00					F7: Show Profit
2-Apr-20	Megna Infotech	Sales	19	12,950.00					F8: Columnar
2-Apr-20	Geeta Machine Tools	Sales	20	31,250.00					F9
2-Apr-20	Shruti Solutions	Sales	21	18,750.00					F10
2-Apr-20	Megna Infotech	Sales	22	11,440.62					B: Basis of Values
2-Apr-20	Maruti Infotech	Sales	23	31,250.00					H: Change View
2-Apr-20	Megna Infotech	Sales	24	23,000.00					J: Exception Reports
2-Apr-20	Megna Infotech	Sales	25	50,000.00					F4: Save PDF
2-Apr-20	Mahavir Brothers	Sales	26	11,000.00					F11: Party Name
2-Apr-20	Darshit Solutions	Sales	27	12,500.00					F12: Configure
2-Apr-20	Geeta Machine Tools	Sales	28	8,740.00					
2-Apr-20	Darshit Solutions	Sales	29	68,750.00					
2-Apr-20	Geeta Machine Tools	Sales	30	56,250.00					
2-Apr-20	Maruti Infotech	Sales	31	35,000.00					
2-Apr-20	Darshan Enterprise	Sales	32	625.00					
2-Apr-20	Darshan Enterprise	Sales	33	625.00					
2-Apr-20	Megna Infotech	Sales	34	2,500.00					
2-Apr-20	Megna Infotech	Sales	35	6,250.00					
2-Apr-20	Megna Infotech	Sales	36	25,000.00					
2-Apr-20	Mahavir Brothers	Sales	37	50,000.00					
2-Apr-20	Shruti Solutions	Sales	38	25,000.00					
2-Apr-20	Mahavir Brothers	Sales	39	2,500.00					
2-Apr-20	Manali Enterprise	Sales	40	2,500.00					
2-Apr-20	Megna Infotech	Sales	41	2,000.00					
2-Apr-20	Geeta Machine Tools	Sales	42	31,250.00					
2-Apr-20	Kinjal Enterprise	Sales	43	6,125.00					
2-Apr-20	Kinjal Enterprise	Sales	44	37,500.00					
2-Apr-20	Darshan Enterprise	Sales	45	11,250.00					
2-Apr-20	Megna Infotech	Sales	46	47,500.00					
2-Apr-20	Manali Enterprise	Sales	47	93,750.00					
2-Apr-20	Darshan Enterprise	Sales	48	23,750.00					
2-Apr-20	Maruti Infotech	Sales	49	29,000.00					
Total:				8,23,630.62					

2. Press F11 to Filter the Report, Search Party Name from List.

Search Party Name
 Search Party Name Wise Filter :

Select Party Name
 ♦ Not Applicable
 Civika Enterprise
Darshan Enterprise
 Darshit Solutions
 Geeta Machine Tools
 Kinjal Enterprise
 Mahavir Brothers
 Manali Enterprise
 Maruti Infotech
 Megna Infotech
 Shruti Solutions

3. Party Name Filter on Sales Register as Shown below:

Voucher Register		Smart Solutions		X	
List of All Sales Vouchers				2-Apr-20 to 30-Apr-20	
Date	Particulars	Vch Type	Vch No.	Debit Amount	Credit Amount
2-Apr-20	Darshan Enterprise	Sales	32	625.00	
2-Apr-20	Darshan Enterprise	Sales	33	625.00	
2-Apr-20	Darshan Enterprise	Sales	45	11,250.00	
2-Apr-20	Darshan Enterprise	Sales	48	23,750.00	
				Total:	36,250.00

F2: Date

F3: Company

F4: Voucher Type

F5

F6

F7: Show Profit

F8: Columnar

F9

F10

B: Basis of Values

H: Change View

J: Exception Reports

F4: Save PDF

F11: Party Name

F12: Configure

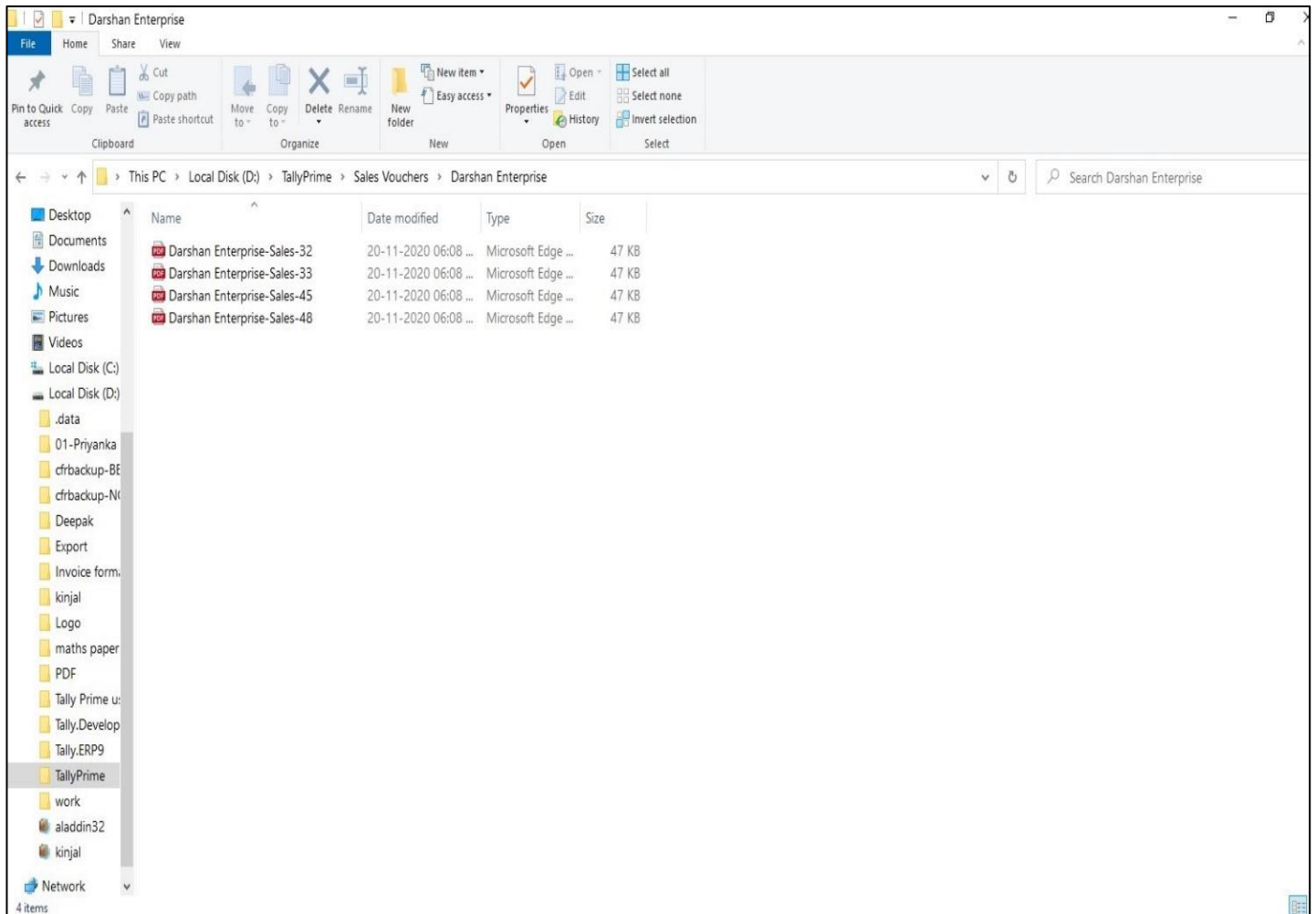
4. Select a Ledger Name with Space Bar and Press “Save PDF” (Alt+F4).

Voucher Register						Smart Solutions	X
List of All Sales Vouchers						2-Apr-20 to 30-Apr-20	F2: Date
Date	Particulars	Vch Type	Vch No.	Debit Amount	Credit Amount		F3: Company
2-Apr-20	Darshan Enterprise	Sales	32	625.00			F4: Voucher Type
2-Apr-20	Darshan Enterprise	Sales	33	625.00			F5
2-Apr-20	Darshan Enterprise	Sales	45	11,250.00			F6
2-Apr-20	Darshan Enterprise	Sales	48	23,750.00			F7: Show Profit
							F8: Columnar
							F9
							F10
							B: Basis of Values
							H: Change View
							E: Exception Reports
							F4: Save PDF
							F11: Party Name
							F12: Configure
Total:				36,250.00			

5. Users have entered the location of export files.

Location of Export Files	:	D:\TallyPrime\Sales Vouchers_
--------------------------	---	-------------------------------

6. Automatically PDF Sales Invoice in Given Location as Shown Below.

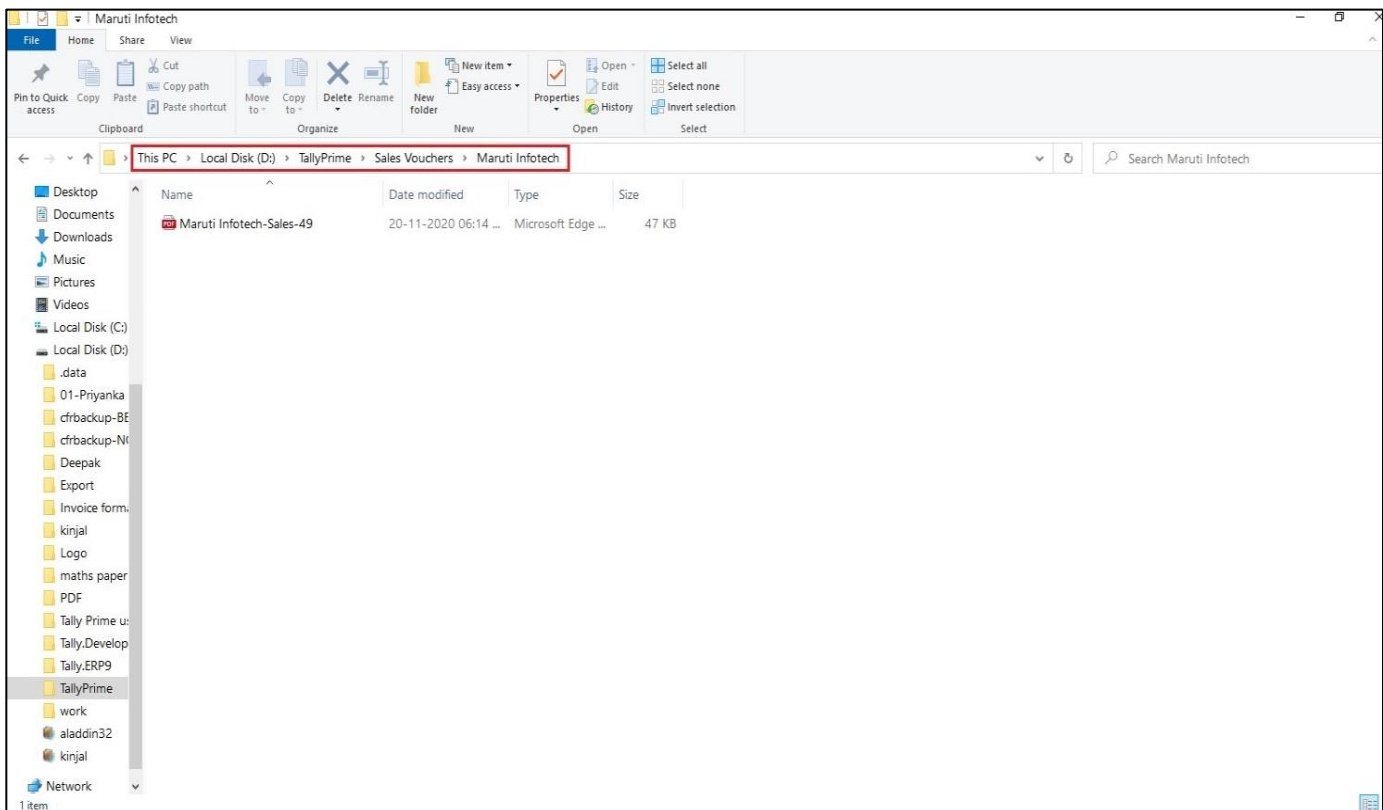
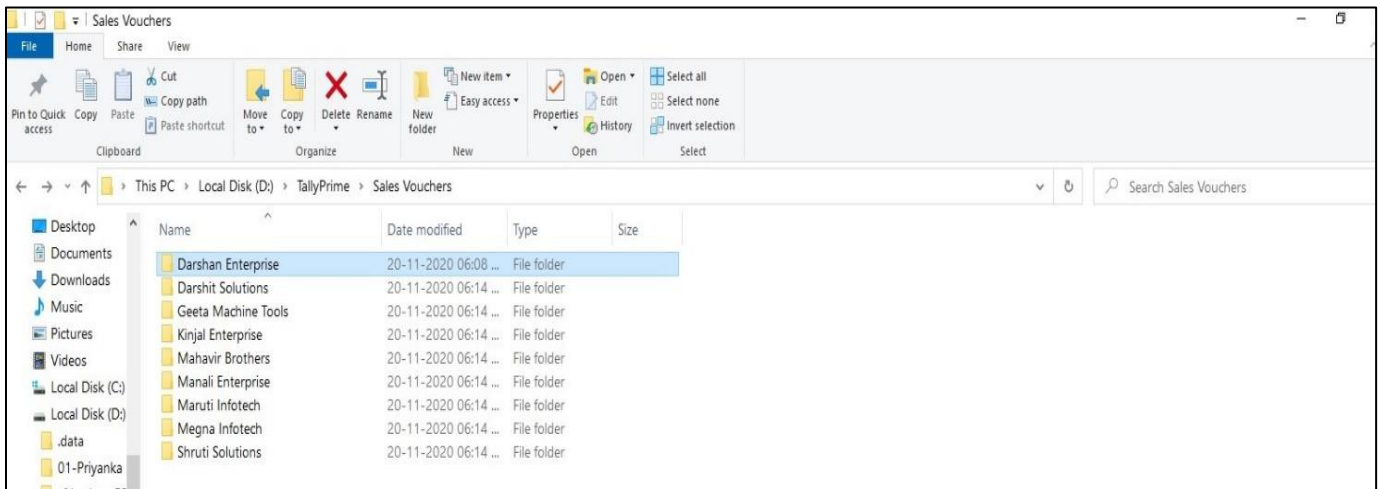


When user Enable create party wise Folder is given location


1. set yes to “Create Party wise Folder?” in F6 Feature

Voucher Register						Smart Solutions	X
List of All Sales Vouchers						2-Apr-20 to 30-Apr-20	
Date	Particulars	Vch Type	Vch No.	Debit Amount	Credit Amount		
2-Apr-20	Megna Infotech	Sales	16	13,750.00		F2: Date	
2-Apr-20	Civika Enterprise	Sales	17	10,625.00		F3: Company	
2-Apr-20	Megna Infotech	Sales	18	31,250.00		F4: Voucher Type	
2-Apr-20	Megna Infotech	Sales	19	12,950.00		F5	
2-Apr-20	Geeta Machine Tools	Sales	20	31,250.00		F6	
2-Apr-20	Shruti Solutions	Sales	21	18,750.00		F7: Show Profit	
2-Apr-20	Megna Infotech	Sales	22	11,440.62		F8: Columnar	
2-Apr-20	Maruti Infotech	Sales	23	31,250.00		F9	
2-Apr-20	Megna Infotech	Sales	24	23,000.00		F10	
2-Apr-20	Megna Infotech	Sales	25	50,000.00			
2-Apr-20	Mahavir Brothers	Sales	26	11,000.00			
2-Apr-20	Darshit Solutions	Sales	27	12,500.00			
2-Apr-20	Geeta Machine Tools	Sales	28	8,740.00		B: Basis of Values	
2-Apr-20	Darshit Solutions	Sales	29	68,750.00		H: Change View	
2-Apr-20	Geeta Machine Tools	Sales	30	56,250.00		J: Exception Reports	
2-Apr-20	Maruti Infotech	Sales	31	35,000.00			
2-Apr-20	Darshan Enterprise	Sales	32	625.00		F4: Save PDF	
2-Apr-20	Darshan Enterprise	Sales	33	625.00		F11: Party Name	
2-Apr-20	Megna Infotech	Sales	34	2,500.00			
2-Apr-20	Megna Infotech	Sales	35	6,250.00			
2-Apr-20	Megna Infotech	Sales	36	25,000.00			
2-Apr-20	Mahavir Brothers	Sales	37	50,000.00			
2-Apr-20	Shruti Solutions	Sales	38	25,000.00			
2-Apr-20	Mahavir Brothers	Sales	39	2,500.00			
2-Apr-20	Manali Enterprise	Sales	40	2,500.00			
2-Apr-20	Megna Infotech	Sales	41	2,000.00			
2-Apr-20	Geeta Machine Tools	Sales	42	31,250.00			
2-Apr-20	Kinjal Enterprise	Sales	43	6,125.00			
2-Apr-20	Kinjal Enterprise	Sales	44	37,500.00			
2-Apr-20	Darshan Enterprise	Sales	45	11,250.00			
2-Apr-20	Megna Infotech	Sales	46	47,500.00			
2-Apr-20	Manali Enterprise	Sales	47	93,750.00			
2-Apr-20	Darshan Enterprise	Sales	48	23,750.00			
2-Apr-20	Maruti Infotech	Sales	49	29,000.00			
				Total:	8,23,630.62	F12: Configure	

2. Party wise Folder Create in given Location as Shown below:



7. PDF Generated in Shown Below:

Tax Invoice					(ORIGINAL FOR RECIPIENT)			
 Smart Solutions 102, Grand Apurva Complex, Nr. Fortune Palace Hotel, Opp. Ketan Electronics Jamnagar, 361001 GSTIN/UIN: 24AHVBN45898 State Name : Gujarat, Code : 24 Contact : 92964321, 9825098442 E-Mail : aaplautomation@gmail.com					Invoice No. 23		Dated 2-Apr-20	
					Delivery Note			
					Reference No. & Date.		Other References	
					Dispatch Doc No.		Delivery Note Date	
Consignee (Ship to) Maruti Infotech 102, Dhanvantari Complex, Nr. Yagnik Road, Rajkot. State Name : Gujarat, Code : 24					Dispatched through		Destination	
					Vessel/Flight No.		Place of receipt by shipper:	
					City/Port of Loading		City/Port of Discharge	
Buyer (Bill to) Maruti Infotech 102, Dhanvantari Complex, Nr. Yagnik Road, Rajkot. State Name : Gujarat, Code : 24								
Sl No.	Description of Goods	HSN/SAC	GST Rate	Quantity	Rate	per	Disc. %	Amount
1	Tally Gold Godown : Rajkot Tally Gold-251		25 %	1 Nos 1 Nos	25,000.00	Nos		25,000.00
	CGST							3,125.00
	SGST							3,125.00
Total				1 Nos				₹ 31,250.00
Amount Chargeable (in words)								E. & O.E
INR Thirty One Thousand Two Hundred Fifty Only								
HSN/SAC		Taxable Value	Central Tax		State Tax		Total	
			Rate	Amount	Rate	Amount	Tax Amount	
		25,000.00	12.50%	3,125.00	12.50%	3,125.00	6,250.00	
Total		25,000.00		3,125.00		3,125.00	6,250.00	
Tax Amount (in words) : INR Six Thousand Two Hundred Fifty Only								
Declaration					for Smart Solutions			
We declare that this invoice shows the actual price of the goods described and that all particulars are true and correct.					Authorised Signatory			

FAQ

Which version/release of TallyPrime does the add-on support?

This add-on will work only from Tally Prime Release 1.0 onwards.

How will I get support for this add-on?

For any functional support requirements please do write to us on mail@aaplautomation.com or call us at +91-288-2713956/57/58, +91-9023726215/16, 9099908115, 9825036442.

If I need some enhancements / changes to be incorporated for the add-on, whom should I contact?

Please to write to us on mail@aaplautomation.com with your additional requirements and we will revert to you in 24 hours.

Will new features added be available to us?

We offer one year availability of all support and new features free of cost. After one year, nominal subscription cost will be applicable to you to continue to get free support and updates.

What will happen after one year?

There is no fixed annual charge to be payable mandatory. However if any changes are required in our Add-On to make compatible with New Release of TallyPrime then the modification Charges will be applied.

I am using a multi-site. Can I use the same Add-on for all the sites?

No, one Add-on will work only for 1 site. You need to purchase again if you want to use the same Add-on for more sites.

TDL Management screen shows errors with the Add-on. What do I do?

Check whether the error is because of the Add-on or because of clashes between 2 TDLs (An add-on is also a TDL). In case of clashes, disable one or more TDLs and check which TDL has the error. If the Add-on has a problem, you can report it to us.

My Tally went into educational mode after installing the add-on. What do I do?

Go into **Gateway of Tally** → **Press F1 (Help)** → **TDL & Add-on** → **Press F4** and remove the Add-on from the list and Restart Tally.